



PRESENTS

BAY AREA  
CHILDREN'S  
THEATRE

# llama llama LIVE!



**2022-2023**  
FIELD TRIP EDUCATOR GUIDE

# Dear Educators,

Welcome to ArtsBridge's 2022-2023 Field Trip Season! We are thrilled to present Llama Llama LIVE! to you and your students.

Bedtime has never been so exciting! It's the end of the day for the Llama family. After a long day of adventures at the school and the store, Baby Llama can't wait to put on his red pajamas. He and his friends the toys are ready to sing and dance their way to sleep... except...they need a new bedtime story and a kiss goodnight and a drink of water. But where's Mama? This hilarious new musical based on the best-selling books by Anna Dewdney will warm every Llama and Llama Mama's heart.

Thank you for sharing this special experience with your students. We hope this field trip guide helps you connect the performance to your in-classroom curriculum in ways that you find valuable. In the following pages, you will see guidelines regarding your field trip, contextual information about the performance and related subjects, as well as a variety of pre and post discussion questions and assessment activities. On page 17, you'll find the Curriculum Connections included in Llama Llama LIVE!. Please "pick and choose" materials and ideas from the guide to meet your class's unique needs.

We look forward to inspiring and educating your students through the arts on February 21, 2023, at the world-class Cobb Energy Performing Arts Centre!

**See you at the theatre,**

**The ArtsBridge Team**



## GUIDE CONTENTS

About Cobb Energy Performing Arts Centre.....	3
Field Trip Guidelines.....	4
Transportation Information .....	5
Directional Map .....	6
Local Dining.....	7
Theatre Etiquette.....	8
About the Show .....	9
Pre-Show Activities.....	10-11
Theatrical Vocabulary .....	12
After the Show .....	13
Post-Show Activities .....	14-16
Resources and Curriculum Connections .....	17

# About Cobb Energy Performing Arts Centre



The landmark Cobb Energy Performing Arts Centre is a cultural, entertainment and special events venue of a national significance. Atlanta's first major performing arts facility in four decades, Cobb Energy Centre boasts state-of-the-art systems, amenities and design features that allow the expression of any artistic idea and captivate performers, patrons and event planners. The Centre's strong suit is versatility. It can accommodate events as diverse as Broadway, concerts, corporate functions, private parties and family entertainment.

The Centre's distinctive façade and three-story lobby – highlighted by a 65-foot, floor-to-ceiling glass curtain wall – offer visitors a grand welcome and stunning introduction to a venue of great warmth, elegance and possibilities. Nothing speaks "special occasion" like the majestic lobby – a gathering space and promenade with two grand staircases, specially designed, colored-glass chandeliers and walls of Venetian plaster.

The Centre's 2,750-seat John A. Williams Theatre captures the richness and intimacy of vintage theatres. Yet, it incorporates modern touches and technology – including advanced sound, lighting and acoustical elements – that allow fine-tuning for each performance. With equal poise, the Theatre can host concerts, opera, drama, comedy, lectures, dance and spoken word.

The Cobb Energy Centre is a premier location for black-tie balls, galas, wedding receptions, corporate meetings, banquets, bar and bat mitzvahs, and parties.

- 10,000-square-foot ballroom, divisible into 3 sections, holds up to 630 for a seated meal, 800 in theatre setting and up to 650 for a reception
- 2,750-seat theater ideal for graduations or general sessions
- Unique special event spaces on theater stage, 3-level lobby, and outdoor terrace

The Centre is equipped to ensure ArtsBridge's vision of making sure everyone has access to arts experiences. Designated seats in various locations are available at every event for guests with disabilities and those needing special assistance. The venue is equipped with wheelchair accessible restrooms, elevators, plaza ramps, wheelchair accessible ticket windows, phonic ear devices, wheelchair accessible drinking fountains, and handicapped parking. Please call for more information about this and sign language interpreted performances. For safety purposes, ArtsBridge follows the Safety-First Guidelines of the Centre.

## DID YOU KNOW?

- More than 250,000 patrons visit the Cobb Energy Centre each year.
- The Cobb Energy Centre opened in 2007.
- The Cobb Energy Centre has two main spaces:
  - John A. Williams Theatre, 2,750 seats
  - Kessel D. Stelling Ballroom, 10,000 square feet
- No seat is more than 160 feet from center stage in the John A. Williams Theatre.
- There are 1,000 parking spaces on site.
- The Centre is located one mile from the new Braves stadium and only 15 minutes from downtown Atlanta.
- ArtsBridge programs began in 2007 and reach 30,000 students each year.



# Field Trip Guidelines

*Below are simple guidelines for ArtsBridge Field Trips to Cobb Energy Performing Arts Centre. Please read carefully and contact us at (770) 916-2805 if you have questions.*

**Reservations:** All field trip admissions are to be made in advance. Please do not bring more than the number of seats reserved. Performances are expected to sell out and we will not be able to accommodate an increase in numbers at the last minute. All patrons, including teachers and chaperones, must have a reservation in order to attend these performances. Children under the age of three are not permitted to attend.

**Payment:** Payments must be made in full, 4 weeks prior to the day of show, or we will not be able to accommodate your reservation. An invoice will be given to you at the time your reservation is made. Once you have paid in full, we will send a confirmation, which will serve as your school's ticket into the performance. ArtsBridge reserves the right to cancel unpaid reservations after the payment due date.

**Transportation:** The Centre can accommodate school buses, vans and cars. Please be aware that vans and cars will incur a \$15 per vehicle parking fee. A third party contractor runs the Centre's garage and charges this fee. There is no charge for parking school buses. All buses, vans and cars must comply with directions provided by on-site staff.

**Arrival:** All vehicles should approach the Cobb Energy Performing Arts Centre from AKERS MILL ROAD (map enclosed). Upon entering the driveway, buses will be directed to the circular drive where they will temporarily pull up to the curb for unloading. A Cobb Energy Performing Arts Centre representative will board the bus and check-in your school. Students will be immediately unloaded and buses will be directed to their designated parking areas.

**Seating:** Students are seated as they arrive, starting with the floor level, first row. The exception to this is for programs with older and younger students in attendance at the same time. In this case, students in kindergarten and first-grade will be seated in the first few rows of the theatre. There are three levels of seating, with the back row of the top level no more than 160 feet from the stage.

**Restrooms:** Please seat your entire group, before taking restroom breaks, so that you can be easily found. Students **MUST** be accompanied by adult chaperones when going to the restroom. We encourage that you take groups so there are fewer trips.

**Chaperones:** Chaperones have a job to perform while at the Centre. Please make sure that your chaperones are interspersed among students, and that they are prepared for the day's responsibilities. Please discuss restroom visits, emergencies, behavior, etc. with your chaperones prior to arrival.

**Behavior:** Students and teachers are encouraged to enjoy performances, applaud and express enthusiasm in a manner that is appropriate for the performance, yet not disruptive for others. We request that all phones, tablets and any other electronic devices be completely turned off or on silent mode during the performance. We ask that chaperones on upper levels watch for students tossing or throwing items to lower levels and prevent students from climbing or leaning on railings. No student can leave the audience chamber without an accompanying chaperone. Students/classes that are disruptive may be asked to leave the performance with no refund. (See *Theatre Etiquette* on Page 8)

**Departure:** Performances last approximately one hour. Upon conclusion of the performance, classes will be dismissed to the designated parking area to board their buses and return to school.

**Lunch:** There is no facility for students to eat lunch in the Cobb Energy Centre. We recommend students eat lunch at the Galleria Specialty Mall, Cumberland Mall, at a park on the route to/from the venue or on their bus. Check Page 7 for some of ArtsBridge's favorite restaurants to eat at around the theatre! Snack Packs will be provided for students, teachers and chaperones attending an 11am or noon performance. For more information, visit [www.ArtsBridgeGA.org/snack-pack-program](http://www.ArtsBridgeGA.org/snack-pack-program).





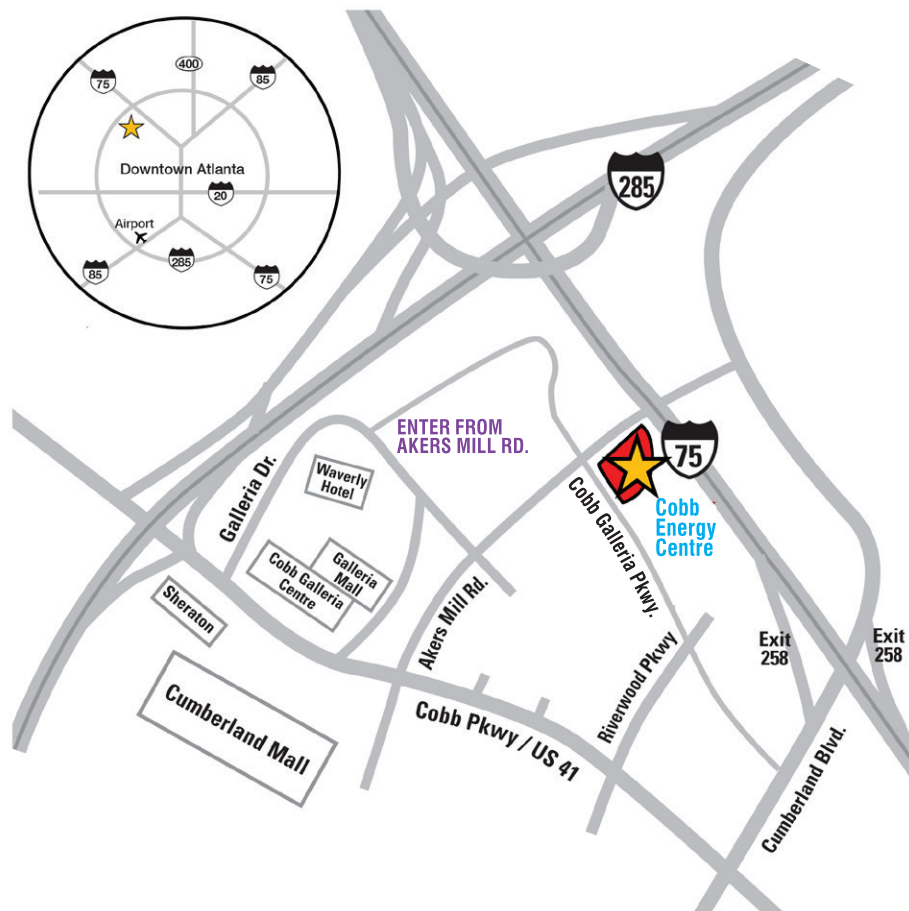
# Transportation Information

**Buses:** All school buses must approach the building from AKERS MILL ROAD on the North side of the building. This will be crucial in assuring a fairly smooth flow of traffic. There will be Centre representatives guiding you. Buses will pull onto the site from behind the building and then drive to the front. PLEASE MAKE SURE YOUR DRIVERS USE THE MAP BELOW. There is no charge to park school buses on-site.

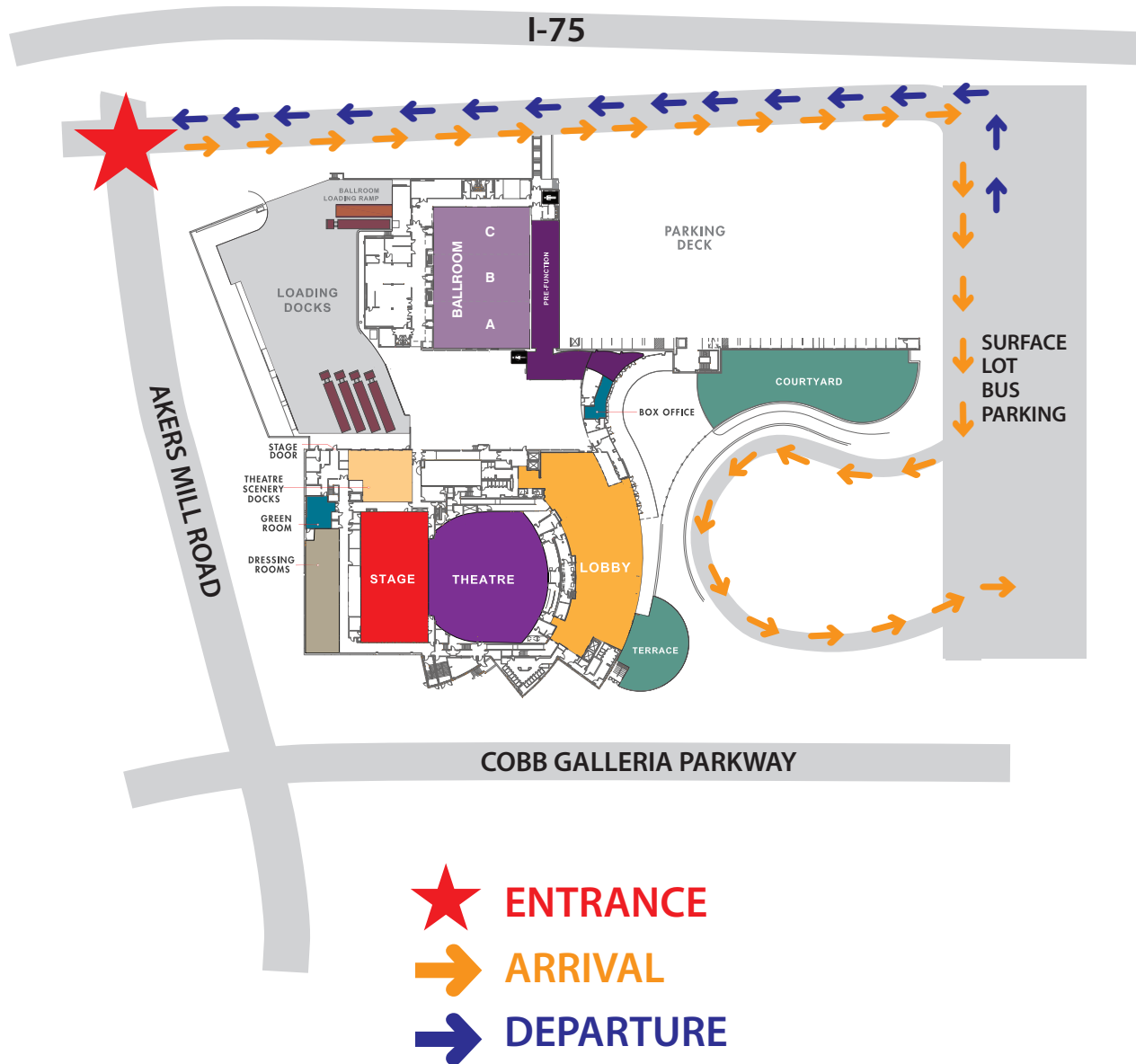
**Checking In:** When you arrive at the front of the building, a representative from the Centre will board your bus to check-in your school. You and your bus driver will be given a large number that will be taped to the bus windows. Please remember your number, as it will help you find your bus after the performance.

**After the Show:** After the performance, buses will be parked in the Centre's surface lot in numerical order and representatives will assist you in locating your bus(es). We encourage everyone to board their buses as quickly and safely as possible. For safety reasons, we hold all buses until everyone has boarded, so please make your way directly to the surface parking lot following the performance (see map below).

**Cars/Vans/SUVs:** You will approach the building in the same manner, but will park in our parking deck. Please note there is a \$15 per vehicle parking fee for cars/vans/SUVs. After you have parked, make your way to level 2 of the deck and to the west side (theatre side) of the building. When you emerge from the parking deck, there will be a Centre representative to check you in and direct you to your seats.



# Additional Map for All Vehicles Attending



2800 Cobb Galleria Pkwy, Atlanta, GA 30339

# Local Dining

## Food Sponsors

ArtsBridge Program Food Sponsors within driving distance of Cobb Energy Performing Arts Centre:

1. Grub Burger
2. Murph's
3. Chick-fil-A
4. Subway

## Other Nearby Restaurants

5. Bonefish Grill
6. C&S Seafood and Oyster Bar
7. Carrabba's
8. Chipotle Mexican Grill
9. Joella's Hot Chicken
10. Cinco's Mexican Cantina
11. Copeland's of New Orleans
12. Fresh To Order
13. Kuroshio Sushi Bar & Grill
14. Longhorn Steakhouse
15. Maggiano's Little Italy
16. Olive Garden
17. P.F. Chang's
18. Stoney River Legendary Steaks
19. Taco Mac
20. Ted's Montana Grill
21. The Cheesecake Factory
22. Top Spice
23. Blaze Pizza
24. Cava





# Theatre Etiquette

*A live performance is a unique experience shared between performers and audience members. Unlike television or movies, audience distractions can disrupt the performers, production and audience. Before you arrive at the Cobb Energy Centre, please review the following information with your students and chaperones, and help ArtsBridge create a meaningful experience for all.*

- Arrive early. Groups are seated on a first-come, first-served basis. Seats are not assigned for ArtsBridge events.
- Food, drink, candy, gum, etc. is not permitted in the theatre.
- Silence or turn off all electronic devices. We encourage you to share your ArtsBridge experience at the Cobb Energy Performing Arts Centre via social media, but please refrain from doing so or texting during performances; the glow from your device is distracting.
- Photography and video/audio recording of any kind is not allowed in the theatre during the performance.
- Respect the theatre. Remember to keep your feet off of the seats and avoid bouncing up and down.
- When the house lights dim, the performance is about to begin. Please stop talking at this time.
- Talk before and after the performance only. Remember, the theatre is designed to amplify sound, so the other audience members and the performers on stage can hear your voice!
- Use the restroom before the performance or wait until the end.
- Appropriate responses such as laughing and applauding are appreciated. Pay attention to the artists on stage – they will let you know what is appropriate.
- If you need assistance during the show, please find your nearest volunteer usher.
- As you enter and exit the theatre, remember to walk and stay with your group.
- Open your eyes, ears, mind and heart to the entire experience. Enjoy yourself!





# Llama Llama LIVE!

## About the Show

It's bedtime for Baby Llama! He's taken his bath, brushed his teeth, and tucked himself in, but for some reason, he can't fall asleep. Even with the help of a bedtime story, his eyes just won't stay closed! Nighttime can be spooky, especially when Llama is all alone and Mama is downstairs doing who-knows-what! Luckily, Llama has his three favorite toys to help him. Join Baby Llama, his Mama, and his friends Fuzzy, Dino, and Robot for an evening of music, dance, and the famous red pajamas.

Inspired by the book *Llama Llama Red Pajama* by Anna Dewdney, adapted for the stage by Austin Zumbro.

Some of the activities in this study guide were based on those from <http://www.llamallamabook.com>

## Who are the actors in the show, and what characters will they be playing?

- Xavier Ali as Fuzzy
- Elisha X. Beston as Dinosaur
- Andrew Mondello as Robot
- Sheila Townsend as Mama
- Kris Williams as Llama

**FACT:**  
20 million  
books in print



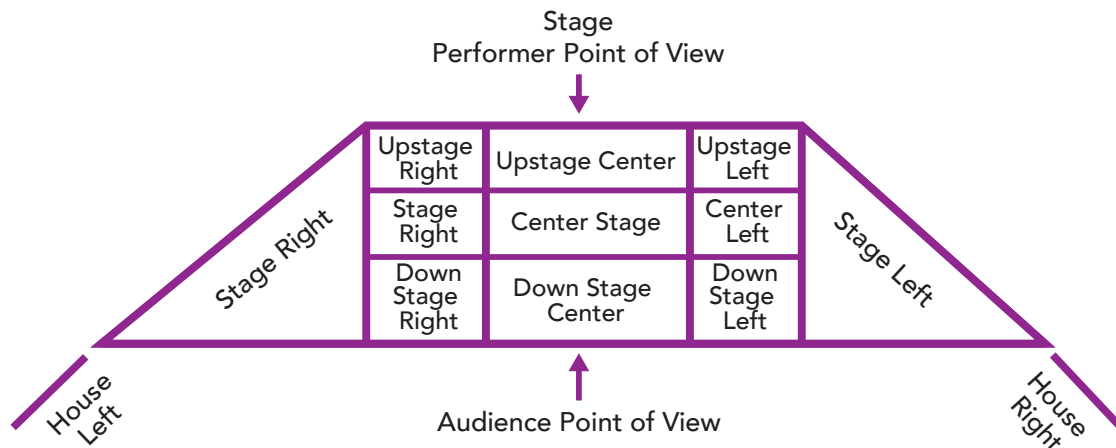
# Pre-Show Activities

Before attending an ArtsBridge Field Trip, review the following questions and vocabulary with your students:

1. How many of you have experienced a live theatre performance? What did you see?
2. What are some of the differences between going to the theatre and watching television or going to a movie?
3. The BAD Audience Member! A fun way to review theatre etiquette with your students is to have them point out bad audience behavior during a show. Here's one way to illustrate this concept:



- a. Have students present something to the class. The key is they are “actors” and the class is the audience.
  - b. Once they are into the activity, you (the teacher) leave the room and then re-enter. Enter loudly, chew gum, step on people’s feet, talk to them, etc. Be the worst audience member. Find a seat and continue to talk to others, ask what’s going on in the performance, take pictures, talk on your cell phone etc.
  - c. Ask the class to list all the bad behavior. Write these on the board.
  - d. Ask the audience members how they felt when the bad audience member came into the theatre. Could they hear the actors? Were they distracted?
  - e. Ask the actors how they felt. Could they concentrate on their performance?
4. Review the stage diagram below with the students. Draw the diagram on the whiteboard and have students come up and write in each part of the stage.







## Before the Show

### Read the book!

*Llama Llama Red Pajama* by Anna Dewdney

**Fact:**  
#1 NY Times  
Bestseller

### Theatre Etiquette

It's helpful to review the rules of theatre etiquette before seeing a show, especially since this may be the first live theatre experience for some of your students. Please take a moment to discuss the following pointers prior to seeing the performance.

- Use the restroom before seeing the show as we do not have intermission during our school performances.
- Be respectful to the performers and other people in the audience by not talking during the performance. Remember, the actors can see and hear the audience just like you can see and hear them.
- Appropriate responses such as applause or laughter are always welcome.
- No photography or videotape recording of any kind. Please turn off all cell phones!

# Theatrical Vocabulary

---

*Review the following theatrical terms with your students before attending the performance! This will help them better understand all of the elements of a production.*

---

**Author** – the writer of a script; also called the book

**Audition** – to perform to get a role for the production; usually includes singing, dancing, and reading scenes from the show; usually takes place in front of the Director & Creative Team

**Ballad** – a slow song for actors to showcase vocal clarity

**Blocking** – the specific movement of actors on stage; usually given by the Director

**Box Office** – a booth inside the theater where tickets are sold

**“Calling the Show”** – the process of calling out the lighting, sound, and scene-change cues during a performance; usually done by the stage manager

**Casting** – the process through which actors are chosen for roles in the production

**Casting Agent** – one who chooses actors for roles in the production

**Choreographer** – one who designs dance sequences and teaches them to the cast of the production

**Composer** – one who writes the music

**Conductor** – one who directs the orchestra

**Costumes** – a set of clothes in a style typical of a particular country or historical period

**Curtain Call** – the appearance of one or more performers on stage after a performance to acknowledge the audience’s applause

**Director** – one who supervises the creative aspects and guides the artistic vision of the production

**Dress Rehearsal** – rehearsal in which performers practice with costumes, props, lights, and microphones

**Dresser** – one who assists performers with their costumes during dress rehearsals and shows

**Electrician** – one who works with the lighting designer to adjust and operate lighting instruments

**Ensemble / Chorus** – typically singers, dancers, or actors who perform in group numbers

**Head Carpenter** – one who builds the sets for the production

**House Left** – the left side of the theater, when facing the stage (audience’s point of view)

**House Manager** – one who oversees all aspects of the audiences; responsible for ushers and audience safety

**House Right** – the right side of the theater, when facing the stage (audiences point of view)

**Lighting Designer** – one who decides where the lighting instruments should go, how they should be colored and which ones should be on at any particular time to affect mood, visibility,

and to showcase costumes and sets

**Lyricist** – one who writes the words to a song

**Makeup Artist** – one who applies cosmetics to a performer’s face and body

**Music Director** – one who teaches and rehearses the music with the orchestra

**Orchestra Pit** – the lowered area in front of a stage where the orchestra (musicians) sit and play during the performance

**Overture** – an orchestral piece at the beginning of an opera, suite, play, oratorio, or other extended composition

**Producer** – a person responsible for the financial and managerial aspects of staging a play, opera, musical, ballet, etc.

**Program** – a listing of the order of events, names of the cast and crew, and other relevant information for the production

**Property (Props) Manager** – one who manages all items used on stage that cannot be classified as scenery, electrics, or wardrobe

**Proscenium arch** – the arch opening between the stage and auditorium; the frame of the stage

**Read-through** – the cast reads through the script without movement or music; typically done at the first rehearsal

**Set Designer** – one who creates the scenery for the stage

**Sitzprobe** – the first rehearsal with both the performers and the orchestra, with no staging or dancing

**Sound Designer** – one who plans and executes the layout of all sound playbook and equipment for the show

**Sound Operator** – one who handles the sound playbook and mixing equipment for the show; works with Sound Designer

**Sound Board** – a desk comprising a number of input channels where each sound source is provided with its own control channel through which sound signals are routed into two or more outputs; controls all microphones and music

**Spotlights** – a lamp projecting a narrow, intense beam of light directly onto a place or person, especially a performer on stage

**Standby / Understudy** – one who studies a role and is prepared to substitute a performer when needed

**Stage Left** – the left side of the stage, when facing the audience (performer’s point of view)

**Stage Manager** – one who is responsible for the quality of the show’s production, assists the director, and oversees the show at each performance

**Stage Right** – the right side of the stage, when facing the audiences (performer’s point of view)

**Technical Rehearsal** – rehearsal incorporating the technical elements of a show such as the scene and property shirts, lighting, sound, and special effects

**Uptempo Song** – a fast, upbeat song for actors to showcase dancing and acting ability

**Usher** – one who guides audience members to their seats

**Wig Master / Mistress** – one who obtains and customizes wigs for performers to wear

# After the Show

## Rhyming Llama!

The Llama Llama books and the musical both use a lot of **rhyming** words! Rhyming words have the same end-sounds, like "llama" and "pajama." Can you use the hints to fill in rhyming words below?

*Hints: commas, drama, mama*

Baby Llama is so tired! So he puts on his **pajamas**

But before he goes to sleep, he needs a story from his \_\_\_\_\_

At school, he practiced proper grammar, using periods and \_\_\_\_\_

But now he throws a temper tantrum! Llama's causing so much \_\_\_\_\_!

**ADVANCED:** *Llama Llama Live* also uses a lot of **slant rhymes**, which are words that don't rhyme perfectly but still sound very similar, like "llama" and "nirvana." Can you use the hints to fill in slant rhymes below?

*Hints: Bahamas, samba, sauna.*

Llama's having trouble sleeping, even in his red **pajamas**.

Underneath the covers it's so hot that it could be a \_\_\_\_\_!

Llama's feet are fidgety, it looks as if he's dancing a \_\_\_\_\_.

When he tries relaxing, he imagines he's in the \_\_\_\_\_.



## Discussion Questions/Free-Write

- When Llama tells his Mama about his first day of school, he starts by remembering only the sad and scary parts, but he eventually comes to realize that he had a good experience. Can you think of a time when you were scared to do something, but it ended up being fun? What was it like?
- Llama's favorite thing in the whole world might be his red pajamas. He wears them every night! Do you have a favorite set of pajamas? Or maybe another favorite outfit that you wear a lot? What about it do you like?
- Fuzzy, Dino, and Robot are Llama's favorite toys! When he's in bed, he imagines that they talk to him and help him fall asleep. Do you have favorite toys? Maybe toys that you need to have every night before you fall asleep? If they could talk to you, what do you imagine they'd say?
- Llama can't fall asleep, even when he tries really hard! He tries reading a story, guided meditation, and some stretches, but he still can't fall asleep! Have you ever had a hard time falling asleep? How did it make you feel? What techniques do you use to help yourself fall asleep?
- While Llama is trying to get to sleep, he wonders what sorts of things Mama does after she puts him to bed. Although she's really getting all sorts of chores done, he imagines all sorts of funny and silly possibilities. What sorts of silly things might adults in your life do after they put you to bed? Use your imagination!
- When Llama has his temper tantrum, what do you think he could have done differently so as not to scare Mama? Have you had temper tantrums before that you think might have gone better if you had acted in a different way?

# Word Search

## Baby Llama's Bedtime Routine

T	O	O	T	H	B	R	U	S	H	P	Y
R	O	B	O	T	Z	F	U	Z	Z	Y	M
D	I	N	O	S	A	U	R	I	Y	B	A
I	E	B	H	P	A	J	A	M	A	S	M
B	L	A	N	K	E	T	P	D	W	A	A
A	J	T	H	L	U	L	L	A	B	Y	Q
E	X	H	P	I	L	L	O	W	R	Q	K
F	S	T	O	R	Y	P	V	X	H	F	L

Find the following words in the puzzle.  
Words are hidden → and ↓ .

BATH  
BLANKET  
DINOSAUR  
FUZZY

LULLABY  
MAMA  
PAJAMAS  
PILLOW

ROBOT  
STORY  
TOOTHBRUSH

## Writing and Drawing Activity

Dear *Llama Llama Live* Cast,

My favorite part of your show was \_\_\_\_\_  
\_\_\_\_\_  
\_\_\_\_\_.

This is a picture of my favorite part of the show:

When I watched the show, I felt \_\_\_\_\_  
because \_\_\_\_\_  
\_\_\_\_\_.

If I were in the show, I would want to play the part of \_\_\_\_\_  
because \_\_\_\_\_  
\_\_\_\_\_.

Sincerely,

Name: \_\_\_\_\_ Grade: \_\_\_\_\_ School: \_\_\_\_\_

We love hearing from our audiences! Teachers, please send these letters to:  
Bay Area Children's Theatre, ATTN: Llama Llama Live  
6114 La Salle Ave, Suite 431, Oakland, CA 94611



# Sources and Resources

## Television

[www.netflix.com](http://www.netflix.com)

## Web Links

### Llama Llama's Red Pajamas!

[www.youtube.com/llamallama](http://www.youtube.com/llamallama).

## Book

Dewdney, Anna (2015). *Llama Llama Red Pajama*. New York City: Viking Books for Young Readers

[www.llamallamabook.com](http://www.llamallamabook.com)

**FACT:**  
The Dolly Parton  
Foundation  
has chosen the Llama  
Llama series for The  
Imagination Library, a  
not-for-profit  
organization serving  
young children through  
book  
donations



# Curriculum Connections

## Literacy

*Reading Comprehension, Active Thinking, Vocabulary, Rhyme; Values and Decision Making; Making Connections to Real Life Scenarios; Emotional Learning*